



THERMOSYSTEM CHIP LINE

HEAT GENERATION FROM CHIPS

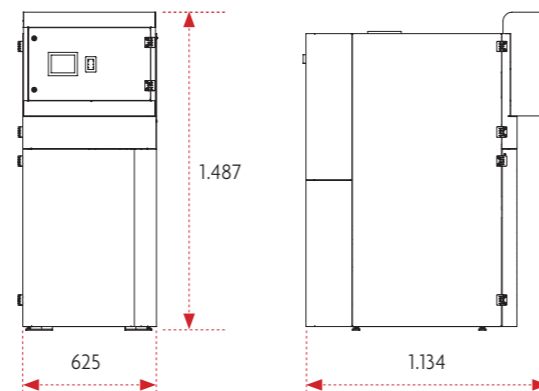
TECHNICAL SPECIFICATIONS	CL 34	CL 50	CL 70	CL 90	CL 115	CL 150
Rated heat output (kW)	32	46	55	73	105	138
Efficiency (%)	92	92	92	92	92	92
Water content (l)	180	180	240	240	490	490
Flue gas pipe Ø (mm)	150	150	150	150	200	200
Boiler weight (kg)	540	540	740	740	1400	1400
Max permissible pressure (bar)	2.5	2.5	2.5	2.5	2.5	2.5
Minimum permissible temperature (°C)	Non richiesta					
Maximum permissible temperature (°C)	95	95	95	95	95	95
Water temperature variation/ flue gas (%)	< 20 °C					

DIMENSIONS	CL 34	CL 50	CL 70	CL 90	CL 115	CL 150
Height (mm)	1487	1487	1887	1887	1887	1887
Length (mm)	625	625	763	763	823	823
Width (mm)	1134	1134	1005	1005	1305	1305
Frontal minimum distance (mm)	1000	1000	1000	1000	1500	1500
Behind minimum distance (mm)	1000	1000	1000	1000	1000	1000
Left minimum distance (mm)	200	200	200	200	200	200
Right minimum distance (mm)	200	200	200	200	200	200
Forward flow height (mm)	1270	1270	1610	1610	1610	1610
Return flow height (mm)	1270	1270	400	400	400	400
Furnace width (mm)	160	160	230	230	230	230
Furnace length (mm)	600	600	650	650	850	850
Furnace height (mm)	400	400	400	400	400	400

SUPPLY LINE SPECIFICATIONS	CL 34	CL 50	CL 70	CL 90
Power supply	220 V - 50 Hz			
Installed capacity	3 kW			
Pick current	6 A			
Steady current	4.5 A			

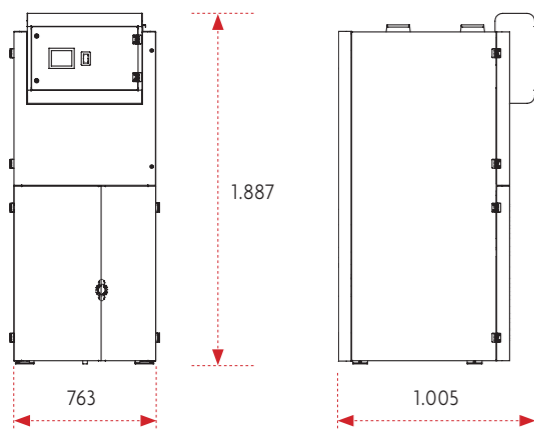
SUPPLY LINE SPECIFICATIONS	CL 115	CL 150
Power supply	380 V - 50 Hz	
Installed capacity	4 kW	
Pick current	10 A	
Steady current	6 A	

THERMOSYSTEM CL 34 / CL 50



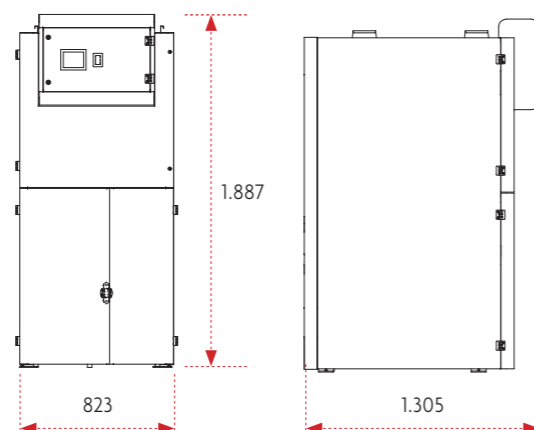
THERMOSYSTEM

CL 70 / CL 90



THERMOSYSTEM

CL 115 / CL 150



CAEB INTERNATIONAL srl
 via Botta Bassa, 22 - 24010 Petosino di Sorisole (BG) - Italy
 tel. +39 035 570451 - fax +39 035 4129105 - info@caebinternational.it - www.caebinternational.it

The mentioned data are not binding. CAEB INTERNATIONAL reserves the right to change its products at any time to incorporate technological developments.



CAEB INTERNATIONAL srl
 via Botta Bassa, 22 - 24010 Petosino di Sorisole (BG) - Italy
 tel. +39 035 570451 - fax +39 035 4129105 - info@caebinternational.it - www.caebinternational.it

COMBUSTION CHAMBER

- Combustion chamber made of high temperature fireproof steel
- Automatic ignition using hot air fan
- Standing pipe heat exchanger with turbulators and automatic cleaning system
- High efficiency flue gas suction, controlled by an inverter
- Backfire protection device mounted on the loading hopper + water injection thermostatic system
- Integrated anti-condensation system with “full body” water recirculation
- Combustion temperature between 900 °C and 1100 °C with consequent huge reduction of emissions into the atmosphere

INNOVATION!

INNOVATION!

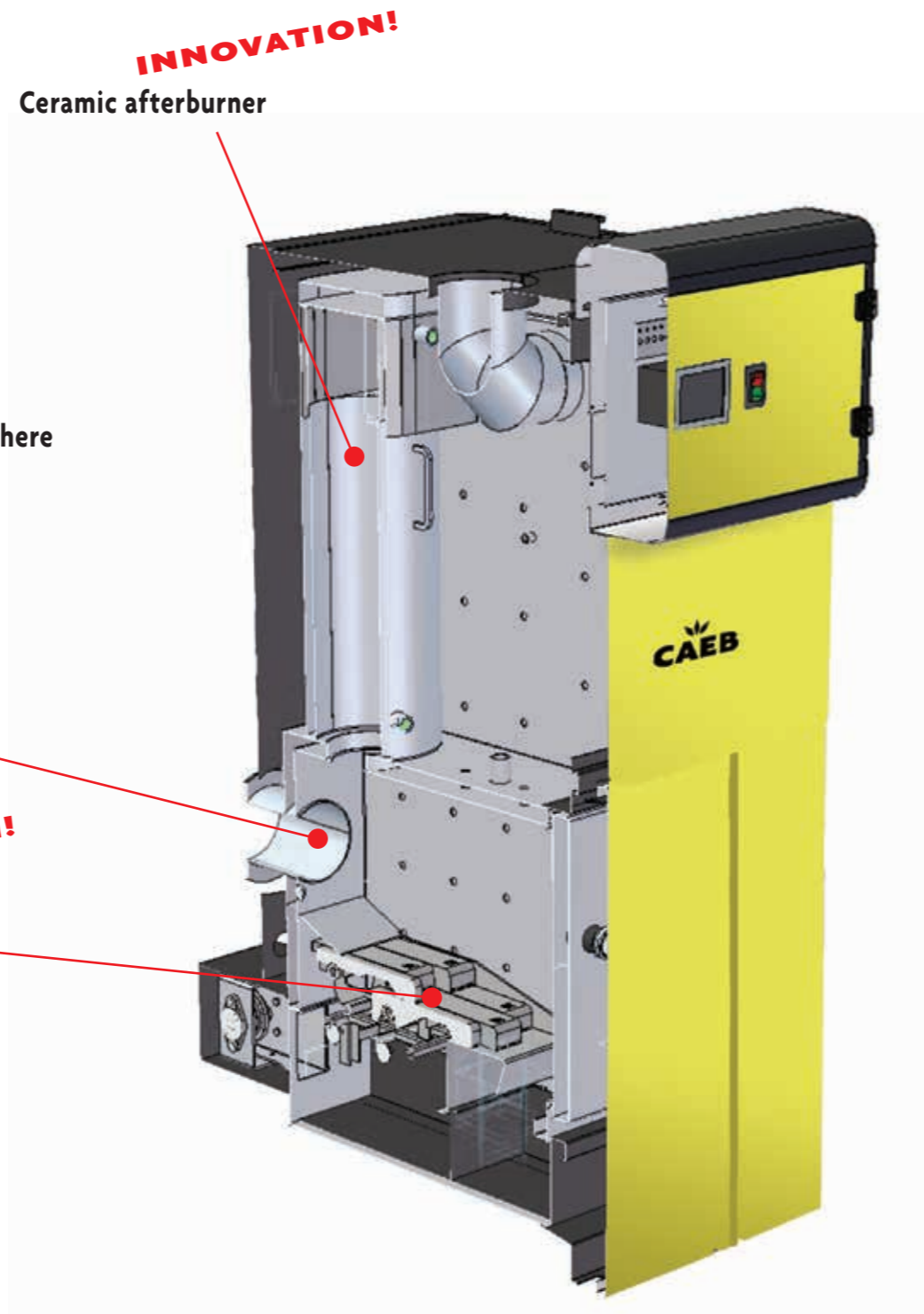
- Loading fuel hopper diameter starting from 150 mm

- **Automatic de-ashing system with alternate motion stoker bars ensuring:**
 - a. Uniform distribution of biomass to burn;
 - b. Breakage of the ash vitrification process also low-melting, then collected in the specific drawer;
 - c. Permanent air flows cleaning.

MECHANICAL COMPONENTS LUBRICATING SYSTEM

- Machine equipped with automatic lubricating system of all moving parts

INNOVATION!



PLC - INDUSTRIAL CONTROL SYSTEM

- User friendly touch panel
- Backlighted shutdown indicators
- Power supply lines of all electrical devices, protected by specific manual reset fuses
- Possible modules growth to meet specific application needs (integrated connection with other heating systems, biomass hoppers, solar plants, Puffer and technical storages, etc.)
- Possibility of remote control
- Quick release electric panel for immediate complete replacement in case of technical intervention. In this way it is possible to change in a few seconds the complete panel.

TRANSPORTATION AND ASSEMBLY

- **The boiler is composed of five parts:**
 - a. Basement
 - b. Furnace
 - c. Afterburner
 - d. Heat exchanger
 - e. Outer shell

It is possible to disassemble all the parts, thereby making possible transport, assembly and putting into service of the machine also in difficult to reach areas.